

How to Insert YouTube into a WordPress Blog



<http://visuallyimpaired.wordpress.com/>

1. Go to YouTube www.youtube.com and choose a video you want to insert (embed) into WordPress Blog

The screenshot shows the YouTube homepage with a search bar containing 'visually impaired'. The search results for 'IBM Technology Assists Visually Impaired Internet Users' are displayed. The video player shows a screen recording of a website with a speech bubble saying 'Human Computer' and a red lips icon. On the right sidebar, the video details for 'IBM Labs' are shown, including the URL and the embed code. A red arrow points to the 'Customise icon' gear icon next to the embed code.

2. Click on 'Customise icon' next to Embed code on right hand sidebar.

This is a close-up of the YouTube embed code sidebar. It shows the channel name 'IBMLabs', the date '08 July 2008', and a 'Subscribe' button. Below this is a description of the channel. The 'URL' field contains 'http://www.youtube.com/watch?v=iRB72rX...'. The 'Embed' field contains the code '<object width="425" height="344"><param ...>'. A red arrow points to a gear icon labeled 'Customise icon' next to the embed code. Below the embed code is a yellow button labeled 'Customise'.

3. These boxes should appear. Un-tick 'Include related videos', then copy embed code

URL

Embed

After making your selection, copy and paste the embed code above. The code changes based on your selection.

Include related videos

Show Border

Enable delayed cookies [?]

Un-tick 'Include related videos'

Right click, Copy Embed code

4. Go to WordPress Dashboard and click 'Posts' on left hand sidebar.

Dashboard

WordPress tip: [Update your about page](#) so your readers can

Right Now

At a Glance

6 Posts	8 Comments
1 Page	8 Approved
7 Categories	0 Pending
28 Tags	0 Spam

Theme **Contempt** with 4 Widgets [Change Theme](#)

Akismet blocks spam from getting to your blog, but there's nothing in your spam queue at the moment.

Click 'Posts'

5. Choose existing post, or click 'Add New', under 'Posts'

Dashboard

WordPress tip: [Update your about page](#) so your readers can

Right Now

At a Glance

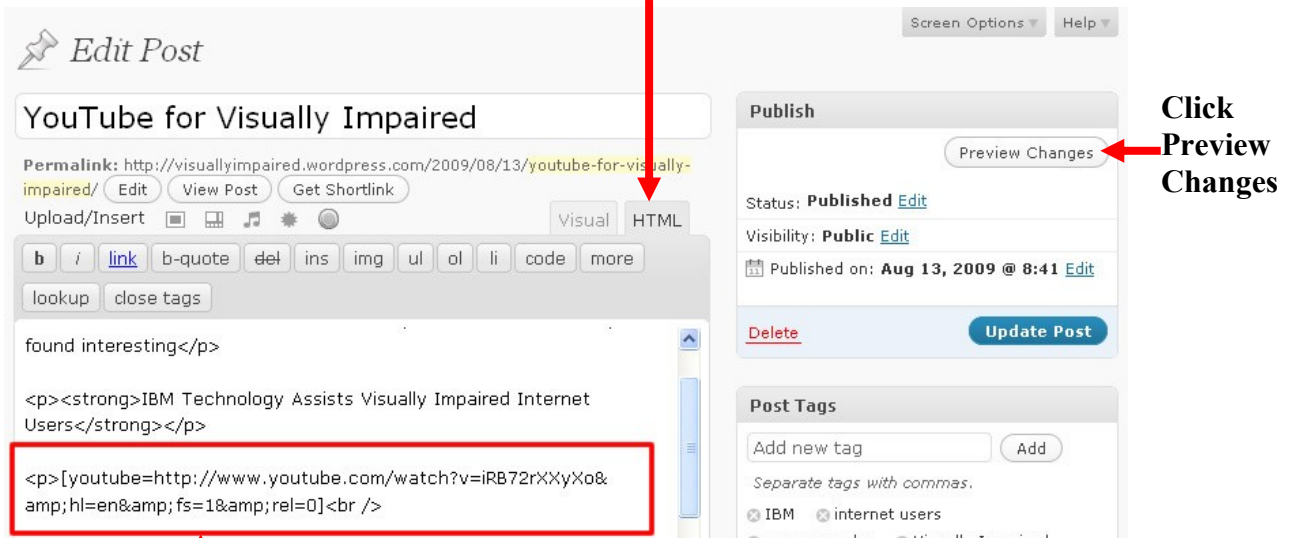
6 Posts	8 Comments
1 Page	8 Approved
7 Categories	0 Pending
28 Tags	0 Spam

Theme **Contempt** with 4 Widgets [Change Theme](#)

Akismet blocks spam from getting to your blog, but there's nothing in your spam queue at the moment.

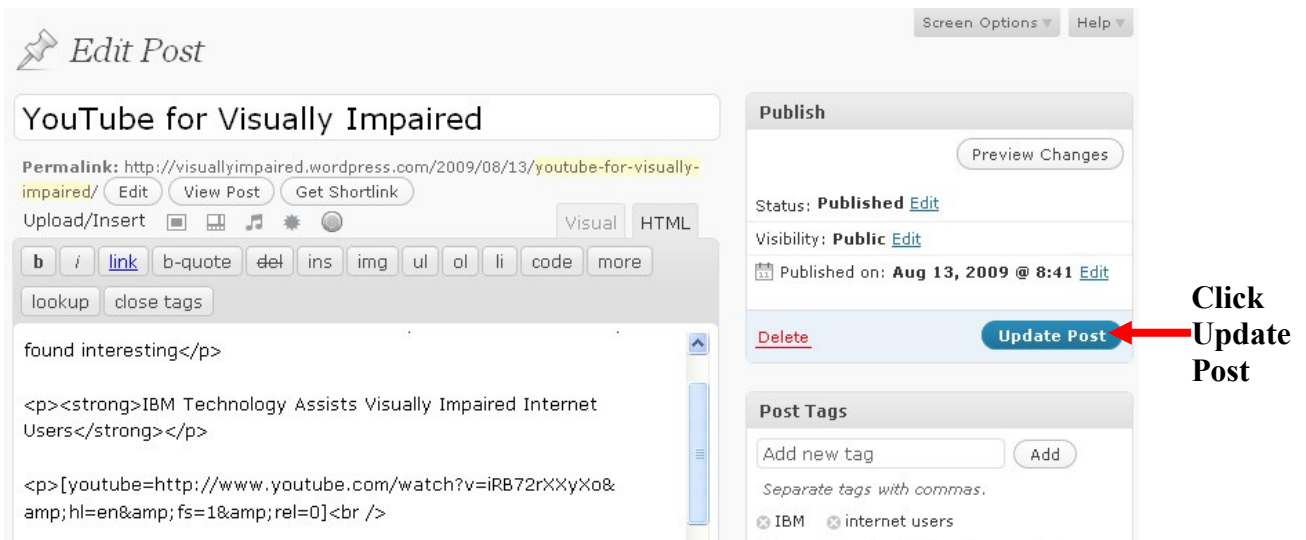
Click 'Add New'

6. To insert code into post, click on 'HTML' tab, right click and paste embed code, then click 'Preview Changes'.



Paste Embed code in HTML page, and other content you want to include in post, before previewing

7. After previewing post and you are happy with it, click 'Update Post'



8. View blog site and test that the YouTube video plays


Home About

YouTube for Visually Impaired

August 13, 2009

My latest research took me to YouTube. I was impressed that there are YouTube video's about visual impairment. Here's a sample I found interesting

IBM Technology Assists Visually Impaired Internet Users



The screenshot shows a YouTube video player. The video title is "Human Computer Interaction". The video player interface includes a play button, a progress bar showing 0:17 / 1:14, and a volume icon. A red lips graphic is overlaid on the video frame, and a speech bubble containing the text "Human Computer Interaction" is positioned above the lips. The video player is embedded in a WordPress blog post.

BLOGROLL

- WordPress.com
- WordPress.org

VISUAL DISABILITIES

- Visual Impairments

CATEGORIES

- Accessible Web Design
- Audio book reader
- Global Estimate of Visual Impairment
- Links to Students Blogs
- Visually Impaired
- Web Accessibility
- YouTube for Visually Impaired

META

- Site Admin
- Log out
- Entries [RSS](#)
- Comments [RSS](#)
- WordPress.com

You have now successfully inserted YouTube into a WordPress Blog